



**LALA KAMLAPAT SINGHANIA  
EDUCATION CENTRE**  
Jhalrapatan, Jhalawar

# HOLIDAY



## Homework

**Session 2026-2027**

*Name:* \_\_\_\_\_

*Class:* \_\_\_\_\_ *Section:* \_\_\_\_\_

**SUMMER  
FUN!**



## FOR THE PARENTS

Summer Vacations are here. A few vital suggestions are listed below to make the vacations more exciting and fruitful than ever before:

- ★ Keep at least half an hour a day for sharing experiences with your child.
- ★ Encourage your child to speak in English. Fix one hour in a day when you communicate with your child only in English.
- ★ Tell your child different stories regularly and encourage him to describe what he/she would do in a similar situation. Here are few suggested titles which you can read with your child.
  - a. Hare and the Tortoise
  - b. Emperor's New Clothes
  - c. Thumbelina
- ★ Let your child colour, draw, paint, play with water and sand etc.
- ★ Restrict his or her television watching, confining it to interesting children's programs, cartoon films, Discovery channel etc.
- ★ To improve the formation of letters, make your child write a page everyday.
- ★ Develop self-help skills: Let your child dress and feed on his/her own.
- ★ Make him understand the importance of cleaning his room and putting away toys and belongings after use.
- ★ Take your child out for picnics and to other places of his/ her interest. Ask him/her to make a note of all the places he/ she visits and the things he/she sees so that he/she is able to discuss his/her experience in class after the vacation.

Have a nice time!

Dr. Manoj Kumar Singh  
Principal

## English

### Writing Task

Read the story “*Before the Examinations*” carefully. Then write an **alternate ending** to the story using your own imagination. Try to make it interesting and meaningful.

### Activity

Design a **poster** on the topic: “*How Exams Can Be Child-Friendly.*”

Include ideas that can help to reduce stress and make exams easier and more comfortable for children. Use colours and creativity to make your poster attractive.

### Speaking Task (Choose any one)

#### 1) My Exam Experience

Prepare a short speech (5–6 sentences) on:

“**How I Feel During Exams and How I Stay Calm.**” Include your feelings, fears, and ways to relax.

#### 2) Be the Teacher

Imagine you are a teacher. Give a short talk (5–6 sentences) to your class on:

“**Tips to Make Exams Easy and Stress-Free.**” Give at least three helpful tips.

### Note:

Complete all tasks in your English Notebook.

**Happy Holidays and Happy Learning!**

ग्रीष्मकालीन अवकाश गृह कार्य  
हिन्दी विषय  
कक्षा 6वीं

- प्रश्न 1. शब्द के प्रकारों को रचनात्मक रूप में चार्ट पेपर पर लिखे ।
- प्रश्न 2. अपने परिवार के सदस्यों का चित्र चिपकाकर उनके बारे में लिखे ।
- प्रश्न 3. विद्यार्थी जहाँ भी घूमने जाएं वहाँ है चित्र एवं उसका विवरण अपने शब्दों में दे ।
- प्रश्न 4. ए-4 शीट पर एक कविता लिखे ।
- प्रश्न 5 . A-4 शीट पर रक्षाबंधन पर्व का चित्र बनाकर महत्त्व लिखिए ।




# CLASS VI (SCIENCE)

## Q1. Classification of Animals




Give **two examples of each category** and paste their pictures on a chart sheet:

- (a) Animals that live on land
- (b) Animals that live in water
- (c) Animals that live in trees
- (d) Birds that cannot fly
- (e) Insects that can fly




**Where do animals live?**

These animals live in water.		
		
This frog lives in a pond.	This fish lives in a river.	This whale lives in the sea.

These animals live in the bush.		
		
This lizard lives in a log.	This caterpillar lives on a leaf.	This koala lives in a gum tree.

These animals live underground.		
		
This ant lives in a nest.	This rabbit lives in a burrow.	This fox lives in a den.


## Q2. Project Work

Prepare a **working model** of:

- Temporary Magnet

**OR**

- Electromagnet



## Class-VI Social Science

1. Prepare a Model of the Earth through a Globe representing the seven continents and five oceans.

OR

Prepare a 3D physical map of India showing the following landforms:

1. Himalayan Mountains
2. Northern Plains
3. The Great Indian Desert
4. Eastern Ghats & Western Ghats
5. Coastal Plains
6. Island Groups

# Mathematics

## Chapters Covered:

- Ch-1: Patterns in Mathematics
- Ch-2: Lines and Angles

## Part A: Patterns in Mathematics


### Q1. Fill in the blanks:

- a) 2, 4, 6, 8, \_\_\_\_, \_\_\_\_  
b) 5, 10, 20, 40, \_\_\_\_  
c) 1, 3, 6, 10, \_\_\_\_

### Q2. Identify the pattern and write next 3 numbers:

- a) 7, 14, 21, \_\_\_\_, \_\_\_\_, \_\_\_\_  
b) 9, 18, 36, \_\_\_\_, \_\_\_\_, \_\_\_\_

### Q3. Draw and complete the pattern:



### Q4. Create any three collaz sequences.

Q5. **Activity:** Observe patterns around you (tiles, rangoli , bricks, etc.) and draw any 2 real-life patterns.

## Part B: Lines and Angles

Q1. **Define:** a) Line      b) Line Segment      c) Ray

Q2. **Draw and label:** a) A line      b) A ray      c) A line segment

Q3. **Identify the types of angles:** a)  $30^\circ \rightarrow$  \_\_\_\_\_ b)  $90^\circ \rightarrow$  \_\_\_\_\_ c)  $120^\circ \rightarrow$  \_\_\_\_\_ d)  $180^\circ \rightarrow$  \_\_\_\_\_

Q4. **Draw the following angles by using a protractor:** a)  $45^\circ$       b)  $60^\circ$       c)  $90^\circ$       d)  $120^\circ$

Q5. **Fill in the blanks:** a) An angle less than  $90^\circ$  is called \_\_\_\_\_ angle.  
b) An angle equal to  $90^\circ$  is called \_\_\_\_\_ angle.  
c) An angle greater than  $90^\circ$  but less than  $180^\circ$  is called \_\_\_\_\_ angle.

### Q6. **Activity:**

Draw a Popsicle Geometry by using A4 sheets, ice-cream sticks, sketch pens, markers and glue.

**Note:** - All the above questions and the activity must be completed in the Practical notebook.

