



LALA KAMLAPAT SINGHANIA
EDUCATION CENTRE

Jhalrapatan, Jhalawar

HOLIDAY



Session 2026-2027

Name: _____

Class - UKG Section-__

SUMMER

BREAK

FOR THE PARENTS

Summer Vacations are here. A few vital suggestions are listed below to make the vacations more exciting and fruitful than ever before:

- ✱ Keep at least half an hour a day for sharing experiences with your child.
- ✱ Encourage your child to speak in English. Fix one hour in a day when you communicate with your child only in English.
- ✱ Tell your child different stories regularly and encourage him to describe what he/she would do in a similar situation. Here are few suggested titles which you can read with your child.
 - a. Hare and the Tortoise
 - b. Emperor's New Clothes
 - c. Thumbelina
- ✱ Let your child colour, draw, paint, play with water and sand etc.
- ✱ Restrict his or her television watching, confining it to interesting children's programs, cartoon films, Discovery channel etc.
- ✱ To improve the formation of letters, make your child write a page everyday.
- ✱ Develop self-help skills: Let your child dress and feed on his/her own.
- ✱ Make him understand the importance of cleaning his room and putting away toys and belongings after use.
- ✱ Take your child out for picnics and to other places of his/ her interest. Ask him/her to make a note of all the places he/ she visits and the things he/she sees so that he/she is able to discuss his/her experience in class after the vacation

Have a nice time!

Dr. Manoj Kumar Singh

Principal

ACTIVITY 1: Let's have fun! Colour the picture given

below using your favourite colours.



ACTIVITY 2: Let's know you better! Fill in the details

below about yourself neatly.

ALL ABOUT ME

1. My name is _____

2. I am a [_____]
(Tick your correct gender)




Paste your photo here.

3. I am [_____] years old.



4. I study in _____.



Colour the crayon with your favourite colour.

5. My favourite colour is _____.

6. I love to eat _____.

(Draw your favourite fruit & colour it)



Fruit Bowl

7. My hobby is _____

(Paste the picture of your hobby.)

Hobby Medallion

ACTIVITY 3: Look at each picture carefully and

circle the beginning sound.

1

k  a

2

b  g

3

k  t

4

a  c

5

t  b

6

s  g

7

n  i

8

b  a

9

l  a

10

c  f

11

z  a

12

b  t

13

s  c

14

y  c

15

a  b

16

c  z










17

c  r

18

p  k

ACTIVITY 4: Write the beginning sound of each word.

		
a ll	u n	a r
		
o x	o y	u g
		
a n	u g	e y

**ACTIVITY 5: Let's make some new words from
the alphabets given.**

S, a, t, i, p
, n, c, k, e h
, r, m, d, g,
o, u, l, f, b

ACTIVITY 6: Sequence the pictures in correct order.



ACTIVITY 7: Match the following sense organs

with their appropriate use.



ACTIVITY 8: Spot 10 differences between the images



ACTIVITY 9: Let every child look himself/herself

in the mirror, and follow the emojis below and make the same facial expressions.



HAPPY



SAD



ANGRY


ACTIVITY 10: Colour the clothes that you wear in summer season.



ACTIVITY 11: Make a caterpillar by finger painting in the box.



ACTIVITY 12: Stick bindi of red colour to complete the tree.



ACTIVITY 13: Let's play! Find the same numbers and colour them.



1

1 7
5 1 1

2

9 2
2 2 4

3

3 7
10 3 3

4

8 4
4 4 6

5

5 1
7 5 5

6

6 3
2 6 6

7

5 7
7 7 4

8

8 1
10 8 8





9

6 9
9 9 3

10

10 10
10 2 4

**ACTIVITY 14: Count and write the numbers in
the space given.**



ACTIVITY 15: Find and circle the two letter words.

Write any five words below.

फ	घ	र	आ	ग	क	र	न	आ
ल	ऊ	ऋ	प	ख	उ	च	म	र
य	प	आ	न	ई	त	आ	औ	आ
ह	भ	न	क	ग	त	ह	स	फ़
ई	ल	आ	य	र	ए	इ	म	स
क	आ	श	आ	म	छ	ए	क	ए
इ	ड़	ई	य	आ	झ	ओ	व	ब
आ	ह	आँ	र	आ	य	प	ट	ह
ल	इ	ख	न	आ	म	ए	र	आ