



**LALA KAMLAPAT SINGHANIA
EDUCATION CENTRE**
Jhalrapatan, Jhalawar

HOLIDAY



Homework

Session 2026-2027

Name: _____

Class: II Section: _____



FOR THE PARENTS

Summer Vacations are here. A few vital suggestions are listed below to make the vacations more exciting and fruitful than ever before:

- ★ Keep at least half an hour a day for sharing experiences with your child.
- ★ Encourage your child to speak in English. Fix one hour in a day when you communicate with your child only in English.
- ★ Tell your child different stories regularly and encourage him to describe what he/she would do in a similar situation. Here are few suggested titles which you can read with your child.
 - a. Hare and the Tortoise
 - b. Emperor's New Clothes
 - c. Thumbelina
- ★ Let your child colour, draw and paint, play with water and sand etc.
- ★ Restrict his or her television watching, confining it to interesting children's programs, cartoon films, Discovery channel etc.
- ★ To improve the formation of letters, make your child write a page every day.
- ★ Develop self-help skills: Let your child dress and feed on his/her own.
- ★ Make him understand the importance of cleaning his room and putting away toys and belongings after use.
- ★ Take your child out for picnics and to other places of his/ her interest. Ask him/her to make a note of all the places he/ she visits and the things he/she sees so that he/she is able to discuss his/her experience in class after the vacation

Have a nice time!

Dr. Manoj Kumar Singh
Principal

English

1. Read the given contents and write the answer of any one of the following.



Everyone knows me as Asmit, but the name I cherish the most is 'Kiti'—the one my mother lovingly calls me.

My daily routine begins early in the morning. I wake up, brush my teeth, do exercise and get ready for the day. After having a healthy breakfast, I go to school where I attend classes, learn new things, and play with my friends. After returning home, I have my lunch and take some rest. In the evening, I complete my homework and spend some time playing or doing fun activities. Later, I have dinner with my family and revise my lessons. Finally, I go to bed and sleep on time.

a) Asmit would like to know about your Sunday routine along with pictures for the same. He also wants to know your name and nick name.

(Write within four to five sentences)

OR



Hello, I am talented Tamanna, my mother lovingly calls me 'Tammu'.

Last Sunday, I went on an outing with my family. We visited a beautiful park. The weather was pleasant, and I enjoyed playing on the swings and slides. We also had a picnic and ate delicious food together. I played games with my family and had lots of fun. It was a happy and memorable day for me.



a) Tamanna wants to know about your day during the vacation along with the pictures for the same. She also wants to know your name and nick name.

(Write within four to five sentences)

2. Learn any one of the following poems:

TREE



*Do not cut me,
cried the tree.
Because I give you
rain free.*

*In my cool shade
you rest,
Eat my Fruits
that are best.*

*Take in my fresh
smell,
Let me live
my life well.*

Hop a little



**Hop a little ,
jump a little
One, two, three**

**Skip a little,
Run a little
Tap one knee.**

**Bend a little,
stretch a little
Nod your head.**

**Yawn a little,
sleep a little
in your bed.**

www.funpadhai.blogspot.com

Twinkle, Twinkle, Little Star

Twinkle, twinkle, little star,
How I wonder what you are.
Up above the world so high,
Like a diamond in the sky.
Twinkle, twinkle, little star,
How I wonder what you are!

When the blazing sun is gone,
When he nothing shines upon,
Then you show your little light,
Twinkle, twinkle, all the night.
Twinkle, twinkle, little star,
How I wonder what you are!

Then the traveler in the dark
Thanks you for your tiny spark;
He could not see which way to go,
If you did not twinkle so.
Twinkle, twinkle, little star,
How I wonder what you are!

3. Cursive Writing:

- Do pages 5 to 10.
- Write neatly in a good handwriting.

Note: Complete your English holiday homework in the English notebook.

हिंदी

1. नीचे दी गई पंक्तियों को आगे बढ़ाते हुए कविता को पूरी करो और कविता याद करो।

चिड़िया रानी बड़ी सयानी,
खाती दाना पीती पानी।



2. नीचे दी गई शब्द पहेली में से तीन ऋतुओं और तीन त्योहारों के नाम खोजकर लिखो :-

ग	बा	रि	श	दी	द
र	स	र	दी	पा	श
मी	हो	ली	ई	व	ह
व	सं	त	द	ली	रा

ऋतु

त्योहार

3. ठंडी- ठंडी चीजें

गर्मियों में खाई-पी जाने वाली चीजों के नाम लिखो :-
अपनी पसंदीदा चीज का चित्र बनाएँ :-



4. अपने घर का चित्र बनाये ,उसमे रहने वाले सदस्यों के नाम लिखे तथा प्रत्येक सदस्य के बारे में दो दो पंक्तियाँ लिखे :-

मेरा प्यारा
घर



Note: Dear Parents,

Kindly take a printout of the worksheets and have your child complete the work on them.
If you face any difficulty in taking a printout, please use the notebook to complete the same.

EVS

Topic 1: Collection of Leaves

- Collect different types of leaves.
- Paste them neatly on a chart paper or in a scrapbook and write their names.




Topic 2: SEED GERMINATION

Objective:

To help students understand how a seed grows into a plant through a simple and enjoyable activity.

Materials Required:

- Modeling clay (any colour)
- Seeds (gram/moong/wheat)
- A small base (cardboard/plate)
- Water (for real seed observation)



Note: Dear Parents,


Kindly take a printout of the worksheets and have your child complete the work on them.


If you face any difficulty in taking a printout, please use the notebook to complete the same.


Mathematics

1. Write the number names:-


Hint: Remember to use hyphens: Twenty-one, Thirty-five , etc.




























2. Write the numbers in expanded form(tens + ones) :-

	tens	ones
	30	4
	○	
	○	
	○	
	○	
	○	
	○	
	○	

3. Select the correct sign (<, >, or =) to compare the numbers.



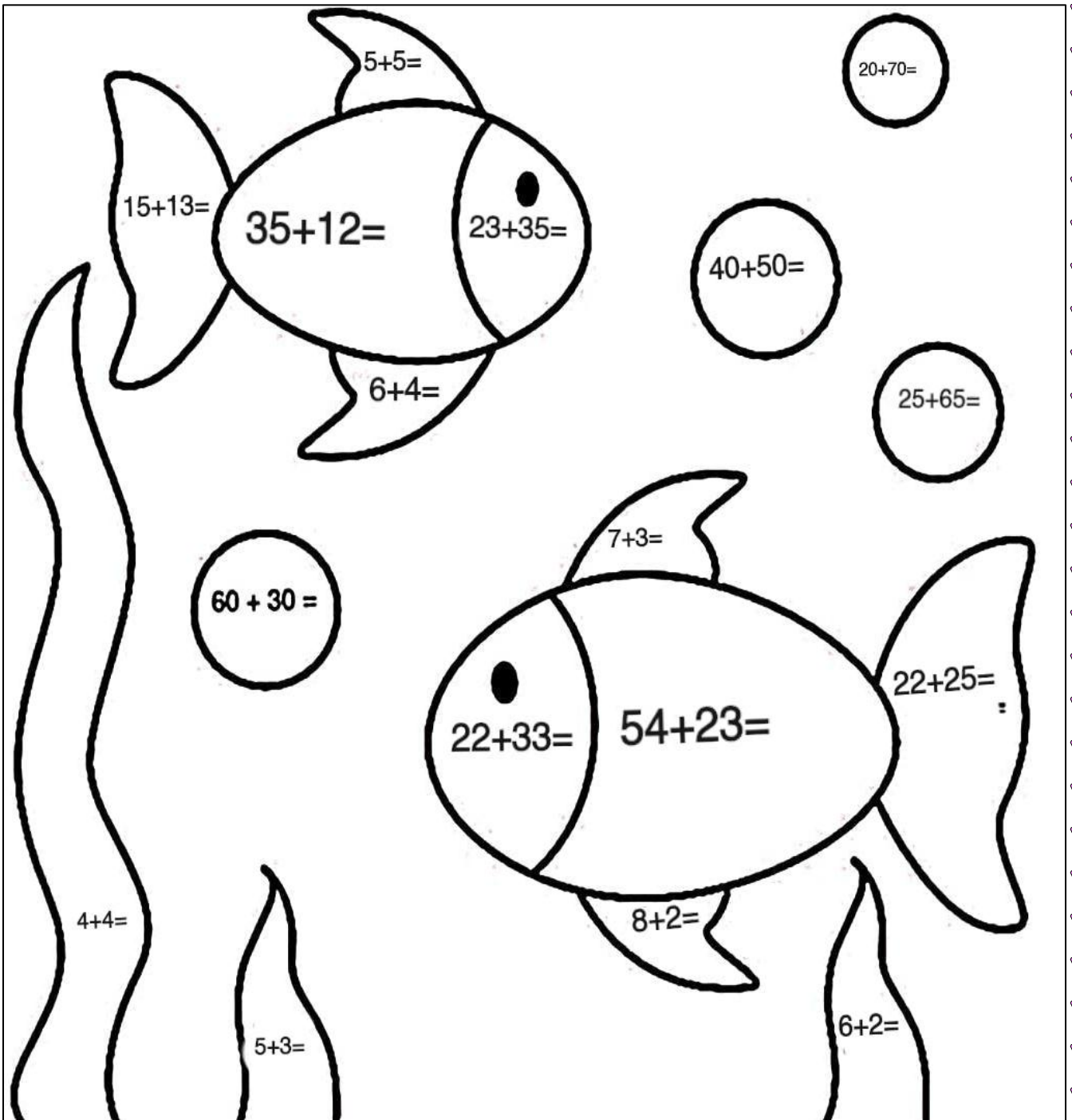
Comparing Numbers



Select the correct sign <, >, Or = to compare the numbers.

< > = 45 ○ 34	< > = 82 ○ 28	< > = 44 ○ 23
< > = 74 ○ 76	< > = 56 ○ 62	< > = 59 ○ 24
< > = 99 ○ 95	< > = 37 ○ 35	< > = 82 ○ 33
< > = 87 ○ 87	< > = 45 ○ 54	< > = 63 ○ 63

4. Add the numbers. Then colour the picture using the colour code given below :-



8 = GREEN

10 = PINK

28 = ORANGE

47 = RED

55 = YELLOW

58 = PURPLE

77 = BROWN

90 = BLUE

Note: Dear Parents,

Kindly take a printout of the worksheets and have your child complete the work on them.

If you face any difficulty in taking a printout, please use the notebook to complete the same.